SR1225 – KR1225

PORTAPACCO SPECIFICO – SPECIFIC HOLDER – PORTE-PAQUET SPÉCIFIQUE – SPEZIFISCHER TRÄGER – PORTA-EQUIPAJE ESPECÍFICO – TRANSPORTADOR ESPECÍFICO

N°	Descrizione/Description	Caratteristiche/Features	Codice/Code	Quantità/Quantity
1	Supporto laterale – Lateral support – Untere Halterung Support latéral – Soporte lateral – Suporte lateral	-	GNB3741DXV GNB3741SXV	2 (Right; Left)
2	Supporto anteriore – Front support –Support avant Vordere Unterstützung – Soporte frontal – Suporte frontal	-	GL6688V	2
3	Supporto posteriore – Rear support – Hintere Unterstützung Support arrière – Soporte trasero – Suporte traseiro	-	GL6691SXV GL6691DXV	2 (Right; Left)
4	Supporto superiore – Higher Support – Support supérieur Halterung höher – Soporte superior – Apoio superior	-	GL6689SXV GL6689DXV	2 (Right; Left)
5	Vite – Screw – Vis – Schraube Tornillo – Parafuso	M8x45 TE	845TE	4
6	Vite – Screw – Vis – Schraube Tornillo – Parafuso	M8x30 TBEIFH	830TBEIFH	10
7	Rondella spaccata – Split washer Scheibe – Rondelle fendue Arandela seccionada – Arruela Dentada	Foro Ø8mm	Z1060	4
8	Rondella – Washer– Rondelle – Scheibe Arandela – Arruela	Foro Ø8mm	8RON	4
9	Distanziale – Spacer – Entretoise – Distanzstueck Distanciador – Espaçador	Ø16x14 Foro 8,5mm	C16L14F8,5T	4
10	Distanziale – Spacer – Entretoise – Distanzstueck Distanciador – Espaçador	Ø12x12 Foro 8,5mm	C12L12F8,5T	10
11	Dado – Bolt – Ecrou Mutter – Tuerca – Porca	Dado Autobl. Flangiato M8 (H9,5mm)	8DADIFN	10
12	Tappo – Cap – Fiche – Stecker Tapon – Capa	-	13COP	14
13	Componenti Originali – Original Parts Parties Originales – Original Bauteile Componentes Originales – Componentes Originais	-	-	-
14	Particolari Inclusi Nel Kit Viteria Della Piastra Components Included In The Fitting Kit Of The Plate Pièces Inclues Dans Le Kit De Vis De La Platine Die Einzelnen Teile Sind Bei Montagekit Der Platte Enthalten Despieces Incluidos En El Kit De Anclajes De La Parrilla Explodiu Incluído No Kit As Âncoras Da Grelha	-	-	-

- ATTENZIONE : STRINGERE LE VITI SOLO DOPO AVER ULTIMATO IL CORRETTO POSIZIONAMENTO DEI COMPONENTI
- CAUTION : TIGHTEN THE SCREW ONLY AFTER COMPONENTS HAVE BEEN PLACED IN THEIR CORRECT POSITIONS.
- ATTENTION : SERRER LES VIS QUE LORSQUE LES COMPOSANTS ONT ÉTÉ MISES EN POSITION CORRECTE.
- ACHTUNG : SCHRAUBE ERST DANN ANZUZIEHEN, WENN DIE KOMPONENTEN POSITIONIERT SIND.
- ATENCIÓN : APRETAR LOS TORNILLOS SOLO DESPUES DE HABER ULTIMADO EL CORRECTO POSICIONAMIENTO DE LOS COMPONENTES.
- CUIDADO : APERTAR O PARAFUSO SOMENTE DEPOIS QUE COMPONENTES FORAM COLOCADOS NAS POSIÇÕES CORRETAS.

IT_Nel caso in cui sulle viti originali sia presente del frenafiletti, ripristinarlo durante il montaggio dell'accessorio.
EN_ If there is threadlocker on the original screws, use threadlocker when mounting the accessory.
DE_ Falls sich auf den Originalschrauben Schraubensicherungsklebstoff befand, sollte dieser auch bei der Montage des Zubehörs wieder aufgetragen werden
FR_ Si du frein filet est présent sur les vis d'origine, l'appliquer également lors du montage de l'accessoire
ES_ En caso de que el fijador de roscas se encuentre presente en los tornillos originales, colocarlo nuevamente en el montaje del accesorio
PT_ Se houver trava rosca nos parafusos originais, inserir novamente durante a montagem do acessório

©Copyright 20/10/2026LF-Rev00

SR1225 – KR1225

PORTAPACCO SPECIFICO – SPECIFIC HOLDER – PORTE-PAQUET SPÉCIFIQUE – SPEZIFISCHER TRÄGER – PORTA-EQUIPAJE ESPECÍFICO – TRANSPORTADOR ESPECÍFICO

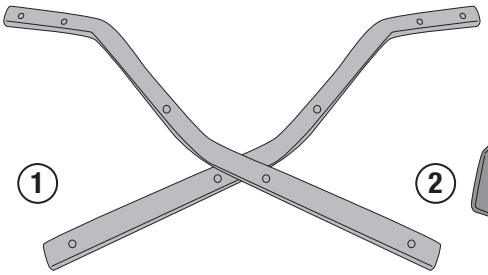

① GNB3741DXV/GNB3741SXV

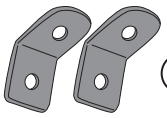

② GL6688V

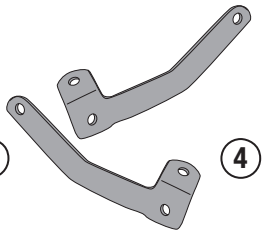

③ GL6691DXV/GL6691SXV

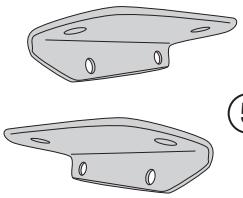

④ GL6689DXV/GL6689SXV

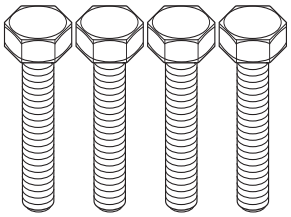

⑤ M8x45mm

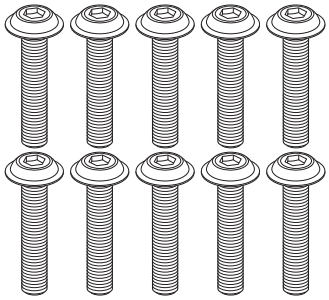

⑥ M8x30mm

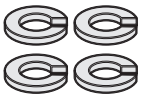

⑦ Hole Ø8mm



⑧ Hole Ø8mm



⑨ Hole Ø8,5mm/
External Ø16mm/
H.14mm



⑩ Hole Ø8,5mm/
External Ø12mm/
H.12mm

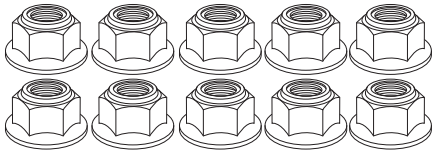

⑪ M8



⑫ 13COP

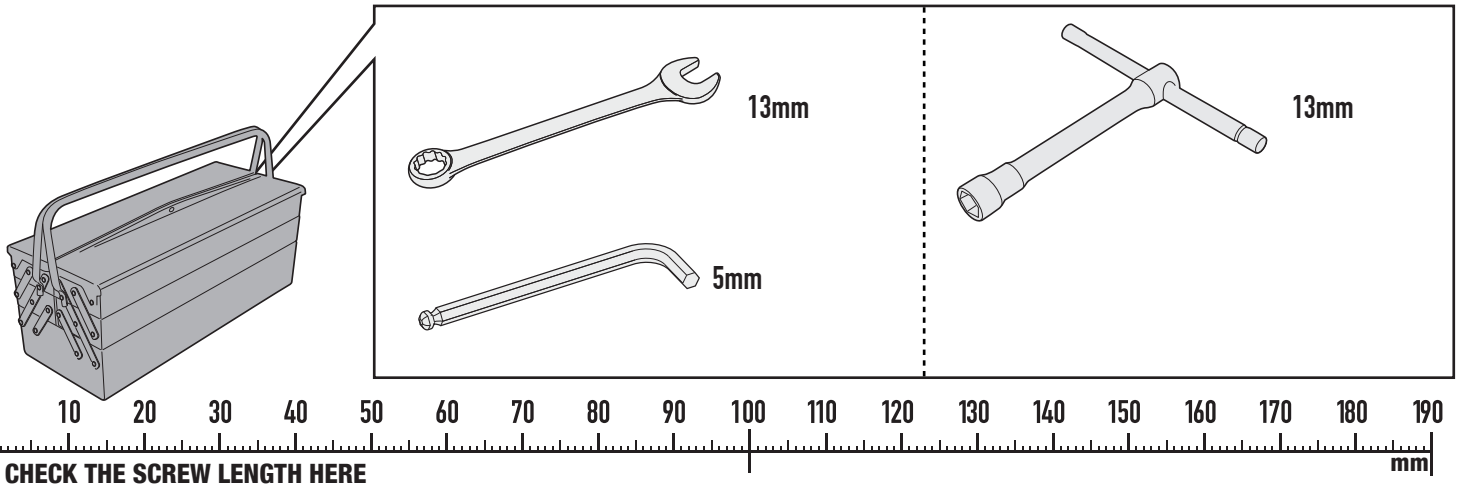

©Copyright 20/10/2026LF-Rev00

SR1225 - KR1225

PORTAPACCO SPECIFICO - SPECIFIC HOLDER - PORTE-PAQUET SPÉCIFIQUE - SPEZIFISCHER TRÄGER - PORTA-EQUIPAJE ESPECÍFICO - TRANSPORTADOR ESPECÍFICO

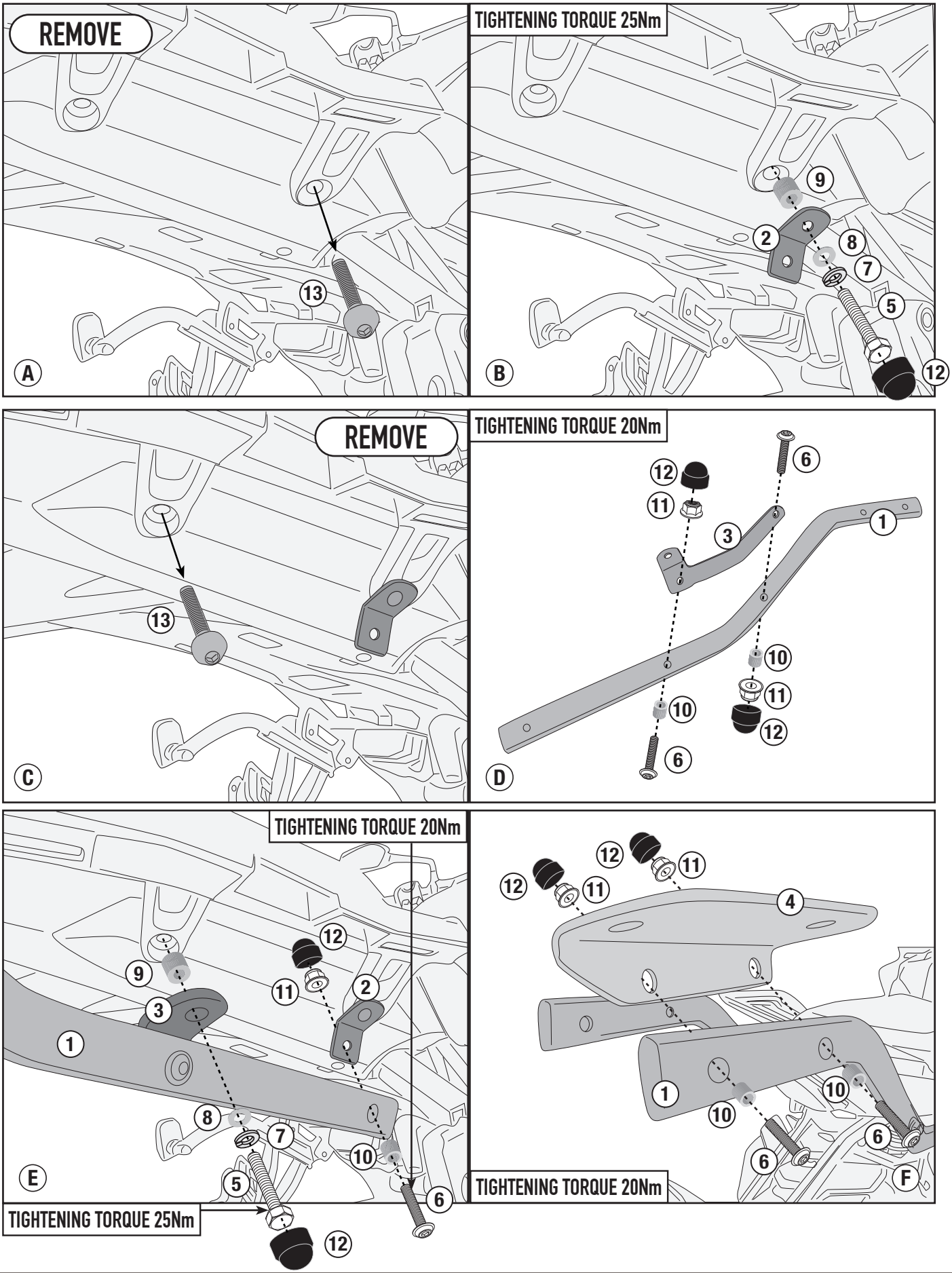

©Copyright 20/10/2026LF-Rev00

SR1225 - KR1225

PORTAPACCO SPECIFICO - SPECIFIC HOLDER - PORTE-PAQUET SPÉCIFIQUE - SPEZIFISCHER TRÄGER - PORTA-EQUIPAJE ESPECÍFICO - TRANSPORTADOR ESPECÍFICO

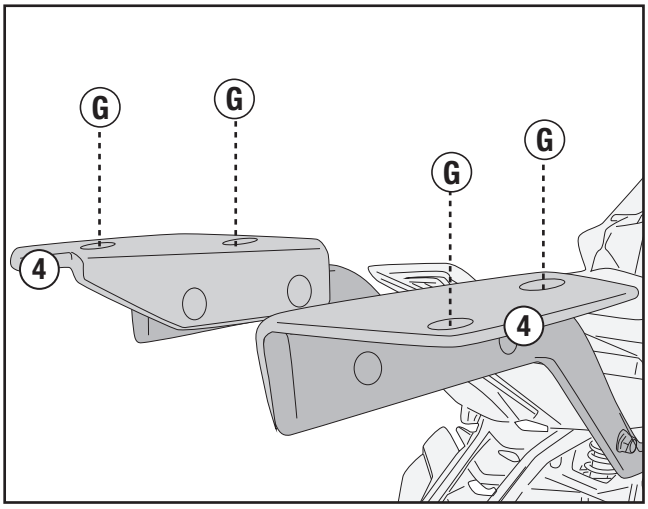

M5/M10/M5M/M6M PLATE

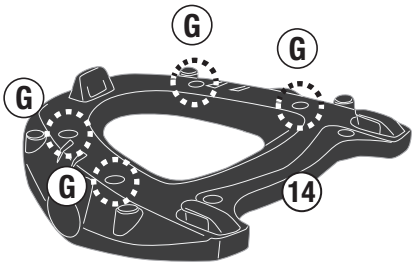

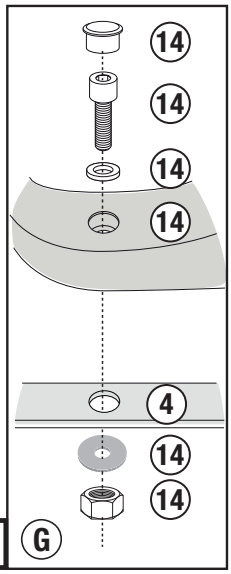

TIGHTENING TORQUE 7,5Nm

M8 PLATE

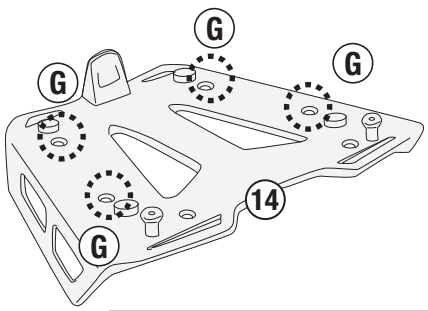

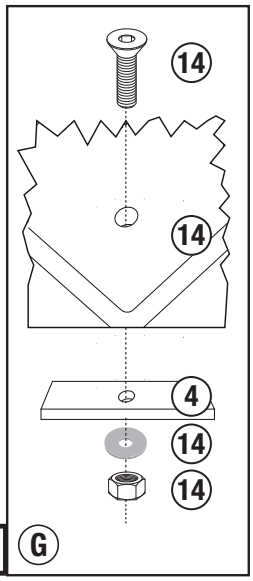

TIGHTENING TORQUE 9,5Nm

M9 PLATE

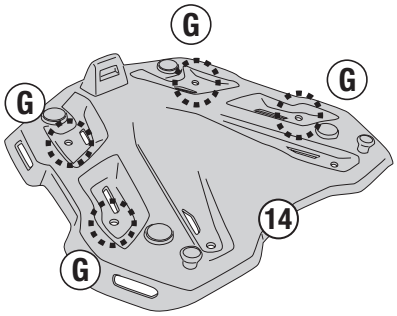

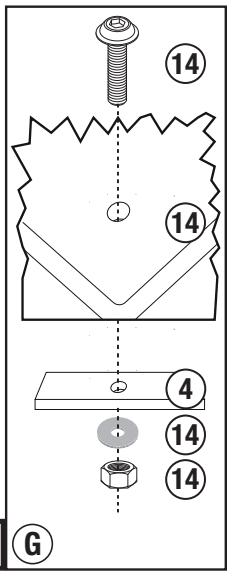

TIGHTENING TORQUE 9,5Nm

©Copyright 20/10/2026LF-Rev00